



2010-2011 GMT Reports for District (or Undistricted) District 411 A KENYA AFRICA

GMT: **MANOJ SHAH**

Location: **KENYA AFRICA**

GMT CA: **6**

CLUBS

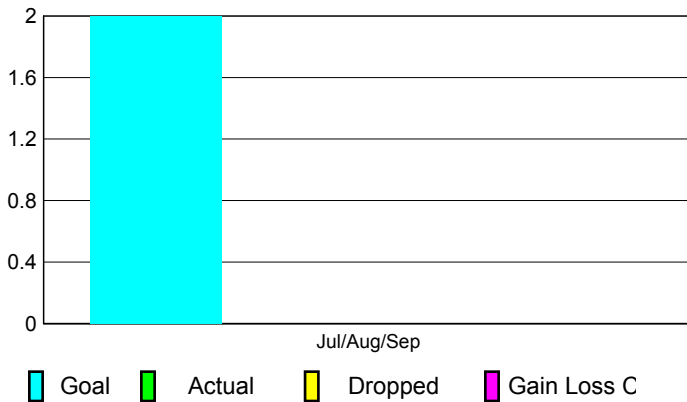
Club Results
2010-2011

Clubs
2009-2010

Month	New Club	Actual New	Actual Dropped	Gain/Loss of	Gain/Loss of
	Goal	Clubs	Clubs	Clubs	Clubs
Jul/Aug/Sep	2	0	0	0	0
Totals	2	0	0	0	0


Club Results 2010-2011

Goal, New, Dropped, Gain/Loss



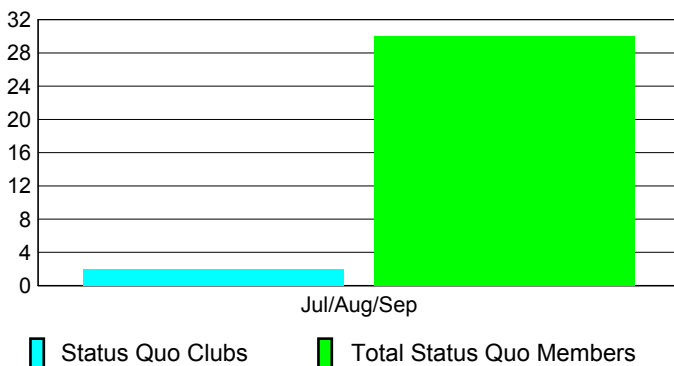
Comparison of Club Gain/Loss

Current Year Compared to the Previous Year



YTD Status Quo Clubs 2010-2011

Status Quo Clubs Compared to Status Quo Members



MEMBERSHIP

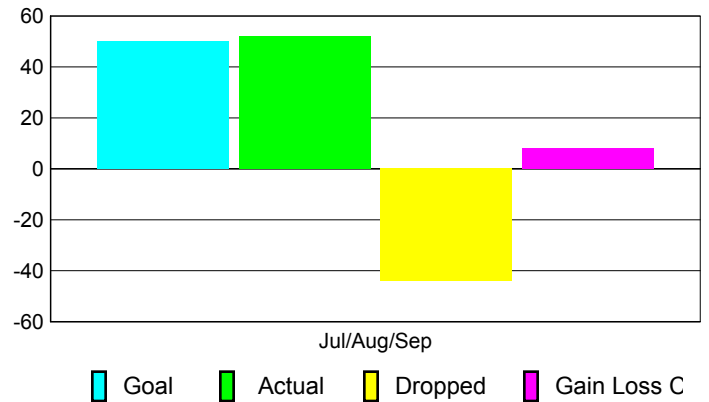
Membership Results
2010-2011

Membership
2009-2010

Month	Net Memb	Actual New	Actual Dropped	Gain/Loss of	Gain/Loss of
	Goal	Memb	Memb	Memb	Memb
Jul/Aug/Sep	50	52	-44	8	-1
Totals	50	52	-44	8	-1

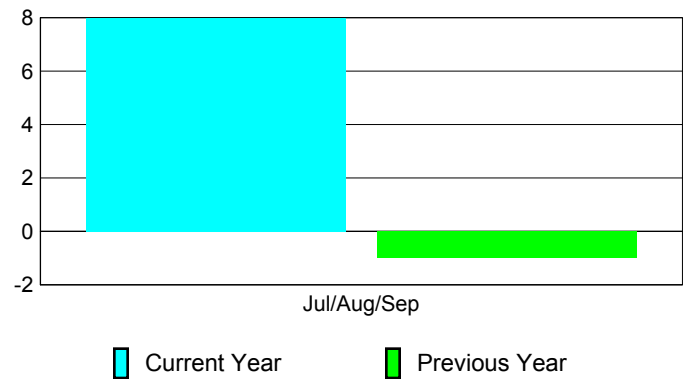
Membership Results 2010-2011

Goal, New, Dropped, Gain/Loss

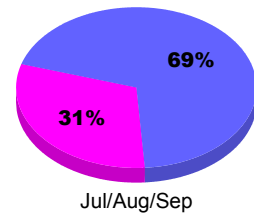


Comparison of Membership Gain/Loss

Current Year Compared to the Previous Year



Gender Comparison 2010-2011



Male Female



2010-2011 GMT Reports for District (or Undistricted) **District 411 A SEYCHELLES**

GMT: **MANOJ SHAH**

Location: **SEYCHELLES**

GMT CA: **6**

CLUBS

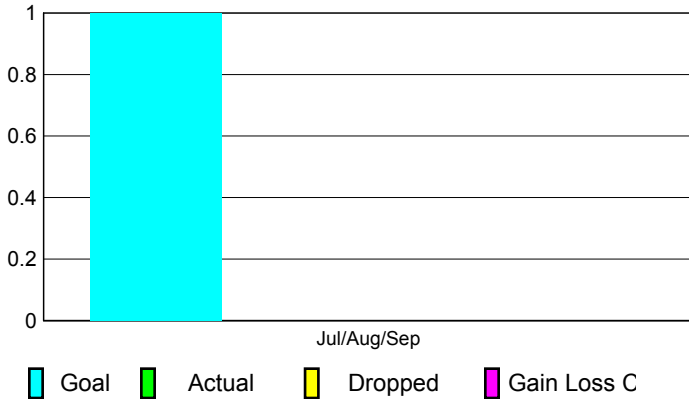
Club Results
2010-2011

Clubs
2009-2010

Month	New Club Goal	Actual New Clubs	Actual Dropped Clubs	Gain/Loss of Clubs	Gain/Loss of Clubs
Jul/Aug/Sep	1	0	0	0	0
Totals	1	0	0	0	0


Club Results 2010-2011

Goal, New, Dropped, Gain/Loss




Comparison of Club Gain/Loss

Current Year Compared to the Previous Year



YTD Status Quo Clubs 2010-2011

Status Quo Clubs Compared to Status Quo Members



MEMBERSHIP

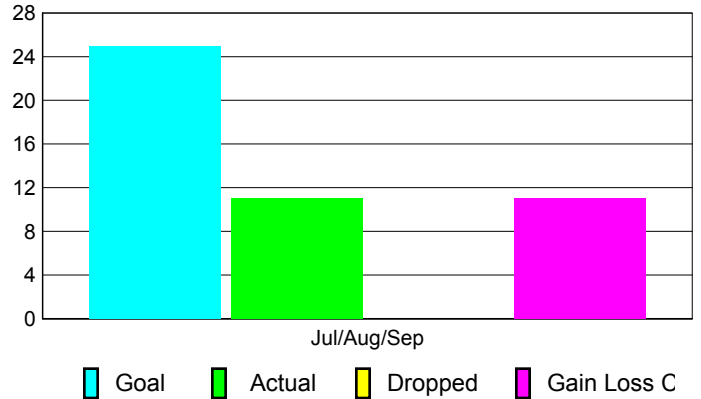
Membership Results
2010-2011

Membership
2009-2010

Month	Net Memb Goal	Actual New Memb	Actual Dropped Memb	Gain/Loss of Memb	Gain/Loss of Memb
Jul/Aug/Sep	25	11	0	11	2
Totals	25	11	0	11	2

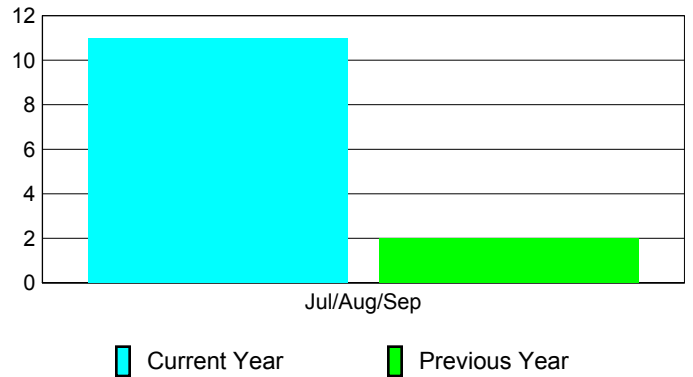
Membership Results 2010-2011

Goal, New, Dropped, Gain/Loss

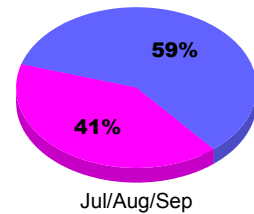


Comparison of Membership Gain/Loss

Current Year Compared to the Previous Year



Gender Comparison 2010-2011



Male Female



2010-2011 GMT Reports for District (or Undistricted) **District 411 A ETHIOPIA**

GMT: **MANOJ SHAH**

Location: **ETHIOPIA**

GMT CA: **6**

CLUBS

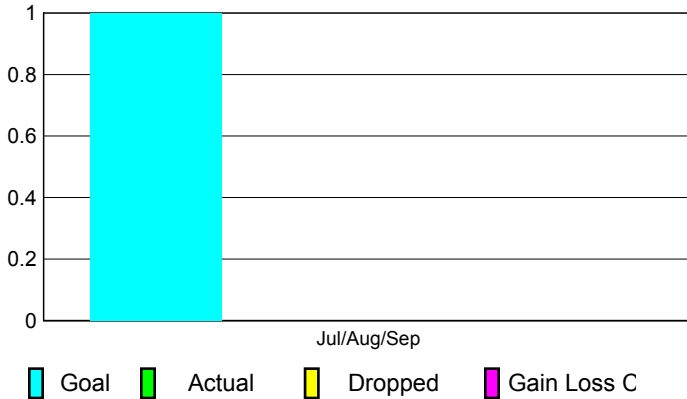
Club Results
2010-2011

Clubs
2009-2010

Month	New Club Goal	Actual New Clubs	Actual Dropped Clubs	Gain/Loss of Clubs	Gain/Loss of Clubs
Jul/Aug/Sep	1	0	0	0	0
Totals	1	0	0	0	0


Club Results 2010-2011

Goal, New, Dropped, Gain/Loss




Comparison of Club Gain/Loss

Current Year Compared to the Previous Year



YTD Status Quo Clubs 2010-2011

Status Quo Clubs Compared to Status Quo Members



MEMBERSHIP

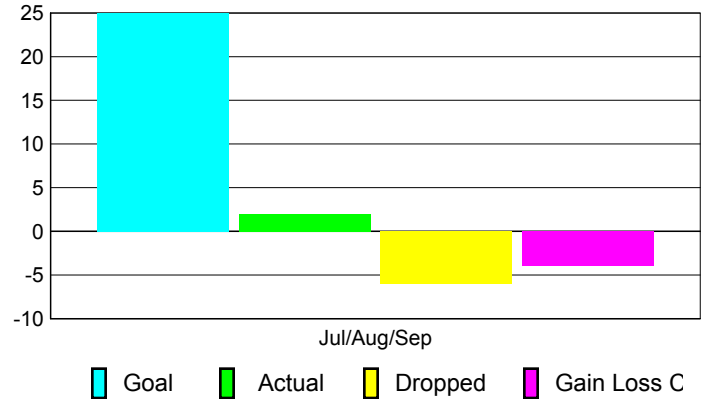
Membership Results
2010-2011

Membership
2009-2010

Month	Net Memb Goal	Actual New Memb	Actual Dropped Memb	Gain/Loss of Memb	Gain/Loss of Memb
Jul/Aug/Sep	25	2	-6	-4	-10
Totals	25	2	-6	-4	-10

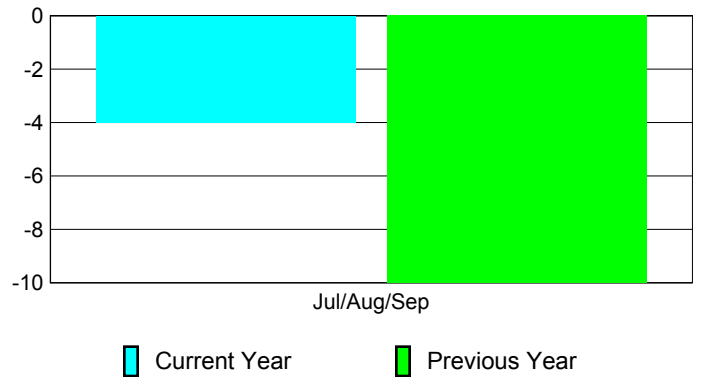
Membership Results 2010-2011

Goal, New, Dropped, Gain/Loss

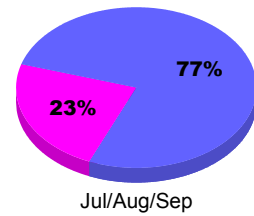


Comparison of Membership Gain/Loss

Current Year Compared to the Previous Year



Gender Comparison 2010-2011



■ Male ■ Female